

INTERNATIONAL GCSE

Mathematics (Specification A)

Specification and Sample Assessment Material

Edexcel International GCSE in Mathematics
(Specification A) (4MA0)

First examination 2011

Pearson Education Ltd is one of the UK's largest awarding organisations, offering academic and vocational qualifications and testing to schools, colleges, employers and other places of learning, both in the UK and internationally. Qualifications offered include GCSE, AS and A Level, NVQ and our BTEC suite of vocational qualifications, ranging from Entry Level to BTEC Higher National Diplomas. Pearson Education Ltd administers Edexcel GCSE examinations.

Through initiatives such as onscreen marking and administration, Pearson is leading the way in using technology to modernise educational assessment, and to support teachers and learners.

References to third-party material made in this specification are made in good faith. We do not endorse, approve or accept responsibility for the content of materials, which may be subject to change, or any opinions expressed therein. (Material may include textbooks, journals, magazines and other publications and websites.)

Authorised by Martin Stretton
Prepared by Parul Patel
Publications code: UG022527

All the material in this publication is copyright
© Pearson Education Limited 2012

International GCSE

Mathematics (Specification A) (4MA0)

Specification

First examination 2011

Introduction

The Edexcel International General Certificate of Secondary Education (International GCSE) in Mathematics (Specification A) is designed for use in schools and colleges. It is part of a suite of International GCSE qualifications offered by Edexcel.

Key subject aims

The Edexcel International GCSE in Mathematics (Specification A) qualification enables students to:

- develop their knowledge and understanding of mathematical concepts and techniques
- acquire a foundation of mathematical skills for further study in the subject or related areas
- enjoy using and applying mathematical techniques and concepts, and become confident to use mathematics to solve problems
- appreciate the importance of mathematics in society, employment and study.

About this specification

Key features and benefits of the specification

The Edexcel International GCSE in Mathematics (Specification A) has been developed to focus on:

- tiers of entry that allow students to be entered for the appropriate level
- questions designed to be accessible to students of all abilities within that tier
- papers that are balanced for topics and difficulty
- standards that are equivalent to Edexcel's UK GCSE in Mathematics
- a full range of teacher support
- a solid basis for students wishing to progress to Edexcel AS and Advanced GCE Level, or equivalent qualifications.

Contents

Specification at a glance	1
External assessment	2
Calculators	3
Qualification content	5
Knowledge, skills and understanding	5
Papers 1F and 2F (Foundation Tier)	7
Papers 3H and 4H (Higher Tier)	21
Assessment	31
Assessment summary	31
Assessment Objectives and weightings	31
Relationship of Assessment Objectives to Papers for International GCSE	32
Entering your students for assessment	32
Student entry	32
Combinations of entry	32
Access arrangements and special requirements	32
Assessing your students	33
Awarding and reporting	33
Language of assessment	33
Malpractice and plagiarism	33
Student recruitment	34
Progression	34
Grade descriptions	34
Support and training	37
Edexcel support services	37
Training	37
Appendices	39
Appendix 1: Suggested resources	41
Appendix 2: Formulae sheet for Foundation Tier	43
Appendix 3: Formulae sheet for Higher Tier	45

Specification at a glance

This Edexcel International GCSE qualification is comprised of two externally assessed papers.

Students are entered at either Foundation Tier or Higher Tier.

Foundation Tier students will take papers 1F and 2F. Questions in the Foundation Tier paper are targeted at grades in the range C – G. The highest grade which will be awarded at Foundation Tier is grade C.

Higher Tier students will take Papers 3H and 4H. Questions in the Higher Tier paper are targeted at grades in the range A*– D. There is a ‘safety net’ grade E for students who narrowly fail to achieve grade D.

Students who fail to achieve grade G on Foundation Tier or grade E on Higher Tier will be awarded Ungraded.

Foundation Tier	Paper code: 4MA0/1F and 4MA0/2F
<ul style="list-style-type: none"> • Externally assessed • Availability: January and June series • First assessment: June 2011 • Two papers: 1F and 2F 	Each paper is 50% of the total International GCSE marks
<p>Overview of content</p> <ul style="list-style-type: none"> • Number • Algebra • Geometry • Statistics 	
<p>Overview of assessment</p> <ul style="list-style-type: none"> • Each paper is assessed through a two-hour examination set and marked by Edexcel. • The total number of marks for each paper is 100. • Each paper will have approximately equal marks available for each of the targeted grades. • Each paper will assess the full range of targeted grades at Foundation Tier. • There will be some common questions targeted at grades C and D, across papers 1F and 3H and papers 2F and 4H, to aid standardisation and comparability of award between tiers. 	

Higher Tier	Paper code: 4MA0/3H and 4MA0/4H
<ul style="list-style-type: none"> • Externally assessed • Availability: January and June series • First assessment: June 2011 • Two papers: 3H and 4H 	Each paper is 50% of the total International GCSE marks
<p>Overview of content</p> <ul style="list-style-type: none"> • Number • Algebra • Geometry • Statistics 	
<p>Overview of assessment</p> <ul style="list-style-type: none"> • Each paper is assessed through a two-hour examination set and marked by Edexcel. • The total number of marks for each paper is 100. • Each paper will have approximately equal marks available for each of the targeted grades. • Each paper will assess the full range of targeted grades at Higher Tier. • Questions will assume knowledge from the Foundation Tier subject content. • There will be some common questions targeted at grades C and D, across papers 3H and 1F and papers 4H and 2F, to aid standardisation and comparability of award between tiers. 	

External assessment

In all examination papers:

- diagrams will not necessarily be drawn to scale and measurements should not be taken from diagrams unless instructions to this effect are given
- each student may be required to use mathematical instruments, eg pair of compasses, ruler, protractor
- calculators may be used
- tracing paper may be used
- formulae sheets will be provided.

Calculators

Students will be expected to have access to a suitable electronic calculator for all examination papers.

The electronic calculator to be used by students attempting Foundation Tier examination papers (1F and 2F) should have these functions as a minimum:

- $+$, $-$, \times , \div , x^2 , \sqrt{x} , memory, brackets, x^y , $x^{\frac{1}{y}}$, sine, cosine, tangent and their inverses.

The electronic calculator to be used by students attempting Higher Tier examination papers (3H and 4H) should have these functions as a minimum:

- $+$, $-$, \times , \div , x^2 , \sqrt{x} , memory, constant function, brackets, x^y , $x^{\frac{1}{y}}$, \bar{x} , Σx , Σfx , standard form, sine, cosine, tangent and their inverses.

Calculators with any of the following facilities are prohibited in all examinations:

- databanks; retrieval of text or formulae; QWERTY keyboards; built-in symbolic algebra manipulations; symbolic differentiation or integration.

Qualification content

Knowledge, skills and understanding

This Edexcel International GCSE in Mathematics (Specification A) requires students to demonstrate application and understanding of the following.

Number

- Use numerical skills in a purely mathematical way and in real-life situations.

Algebra

- Use letters as equivalent to numbers and as variables.
- Understand the distinction between expressions, equations and formulae.
- Use algebra to set up and solve problems.
- Demonstrate manipulative skills.
- Construct and use graphs.

Geometry

- Use properties of angles.
- Understand a range of transformations.
- Work within the metric system.
- Understand ideas of space and shape.
- Use ruler, compasses and protractor appropriately.

Statistics

- Understand basic ideas of statistical averages.
- Use a range of statistical techniques.
- Use basic ideas of probability.

Papers 1F and 2F (Foundation Tier)

Content overview

- Number
 - Numbers and the number system
- Algebra
 - Equations, formulae and identities
 - Sequences, functions and graphs
- Geometry
 - Shape, space and measure
 - Vectors and transformation geometry
- Statistics

Assessment overview

- Two written papers.
- Each paper is assessed through a two-hour examination set and marked by Edexcel.
- The total number of marks for each paper is 100.
- Each paper weighted at 50% of the qualification, targeted at grades C – G.

Content

AO1 Number and algebra		
1 Numbers and the number system		
	Students should be taught to:	Notes
1.1 Integers	<p>understand and use integers (positive, negative and zero) both as positions and translations on a number line</p> <p>understand place value</p> <p>use directed numbers in practical situations</p> <p>order integers</p> <p>use the four rules of addition, subtraction, multiplication and division</p> <p>use brackets and the hierarchy of operations</p> <p>use the terms odd, even and prime numbers, factors and multiples</p> <p>identify prime factors, common factors and common multiples</p>	To include temperature, sea level
1.2 Fractions	<p>understand and use equivalent fractions, simplifying a fraction by cancelling common factors</p> <p>understand and use mixed numbers and vulgar fractions</p> <p>identify common denominators</p> <p>apply common denominators to order fractions</p> <p>calculate a given fraction of a given quantity, expressing the answer as a fraction</p> <p>express a given number as a fraction of another number</p> <p>use common denominators to add and subtract fractions</p> <p>convert a fraction to a decimal or a percentage</p> <p>understand and use unit fractions as multiplicative inverses</p> <p>multiply and divide a given fraction by an integer, by a unit fraction and by a general fraction</p>	<p>$\frac{8}{60} = \frac{2}{15}$ in its simplest form (lowest terms)</p> <p>$\frac{3}{5} = 0.6 = 60\%$</p> <p>$\frac{4}{9} = 0.4444\dots = 0.\dot{4}$</p> <p>$3 \div 5 = 3 \times \frac{1}{5}$</p>

1.3 Decimals	use decimal notation order decimals convert a decimal to a fraction or a percentage recognise that a terminating decimal is a fraction	Terminating decimals only $0.65 = \frac{65}{100} = \frac{13}{20}$
1.4 Powers and roots	identify square numbers and cube numbers calculate squares, square roots, cubes and cube roots use index notation and index laws for multiplication and division of positive integer powers express integers as the product of powers of prime factors	$720 = 2^4 \times 3^2 \times 5$
1.5 Set language and notation	understand the definition of a set use the set notation \cup , \cap and \in and \notin understand the concept of the Universal Set and the Empty Set and the symbols for these sets	\mathcal{E} = Universal Set \emptyset or $\{ \}$ = Empty Set
1.6 Percentages	understand that ‘percentage’ means ‘number of parts per 100’ express a given number as a percentage of another number express a percentage as a fraction and as a decimal understand the multiplicative nature of percentages as operators solve simple percentage problems, including percentage increase and decrease	$15\% \text{ of } 120 = \frac{15}{100} \times 120$ Find the interest earned after one year on £3,000 invested at 5% per annum Find 100% when another percentage is given
1.7 Ratio and proportion	use ratio notation, including reduction to its simplest form and its various links to fraction notation divide a quantity in a given ratio or ratios use the process of proportionality to evaluate unknown quantities calculate an unknown quantity from quantities that vary in direct proportion solve word problems about ratio and proportion	Expressing in the form $1:n$ Share £416 in the ratio 5:3 or 4:3:1 s varies directly as t . Find the missing value in a table Including maps and scale diagrams

1.8 Degree of accuracy	<p>round integers to a given power of 10</p> <p>round to a given number of significant figures or decimal places</p> <p>identify upper and lower bounds where values are given to a degree of accuracy</p> <p>use estimation to evaluate approximations to numerical calculations</p>	<p>By rounding each value to one significant figure, estimate the value of $\frac{4.9 \times 24.6}{46.3}$ to one significant figure</p>
1.9 Standard form	Higher Tier only.	
1.10 Applying number	<p>use and apply number in everyday personal, domestic or community life</p> <p>carry out calculations using standard units of mass, length, area, volume and capacity</p> <p>understand and carry out calculations using time</p> <p>carry out calculations using money, including converting between currencies</p>	<p>Metric units only</p>
1.11 Electronic calculators	<p>use a scientific electronic calculator to determine numerical results.</p>	<p>$3.3^2 + \sqrt{4.3}$ correct to 2 significant figures</p>

2 Equations, formulae and identities		
	Students should be taught to:	Notes
2.1 Use of symbols	<p>understand that symbols may be used to represent numbers in equations or variables in expressions and formulae</p> <p>understand that algebraic expressions follow the generalised rules of arithmetic</p> <p>use index notation for positive integer powers</p> <p>use index laws in simple cases</p>	$a^3 = a \times a \times a$ $x^3 \times x^2 = x^5$ $\frac{x^7}{x^3} = x^4$ $(x^2)^3 = x^6$ $\frac{x^2}{x^5} = \frac{1}{x^3}$
2.2 Algebraic manipulation	<p>evaluate expressions by substituting numerical values for letters</p> <p>collect like terms</p> <p>multiply a single term over a bracket</p> <p>take out single common factors</p> <p>expand the product of two simple linear expressions</p>	<p>Factorise $x^2 + 3x$</p> $(x + 3)(x - 2)$ $= x^2 + 3x - 2x - 6$ $= x^2 + x - 6$
2.3 Expressions and formulae	<p>understand that a letter may represent an unknown number or a variable</p> <p>use correct notational conventions for algebraic expressions and formulae</p> <p>substitute positive and negative integers, decimals and fractions for words and letters in expressions and formulae</p> <p>use formulae from mathematics and other real-life contexts expressed initially in words or diagrammatic form and convert to letters and symbols</p>	<p>Evaluate $2x - 3y$ when $x = -2$ and $y = 4$</p>

<p>2.4 Linear equations</p>	<p>solve linear equations, with integer or fractional coefficients, in one unknown in which the unknown appears on either side or both sides of the equation</p> <p>set up simple linear equations from given data</p>	<p>$3x + 7 = 22$</p> <p>$\frac{2}{3}x = 60$</p> <p>$4x - 2 = 10 - x$</p> <p>$5x + 17 = 3(x + 6)$</p> <p>$\frac{15 - x}{4} = 2$</p> <p>$\frac{1}{6}x + \frac{1}{3}x = 5$</p> <p>The three angles of a triangle are a°, $(a + 10)^\circ$, $(a + 20)^\circ$. Find the value of a</p>
<p>2.5 Proportion</p>	<p>Higher Tier only.</p>	
<p>2.6 Simultaneous linear equations</p>	<p>calculate the exact solution of two simple simultaneous equations in two unknowns</p>	<p>$y = 2x, x + y = 12$</p> <p>$x + y = 14, x - y = 2$</p>
<p>2.7 Quadratic equations</p>	<p>Higher Tier only.</p>	
<p>2.8 Inequalities</p>	<p>understand and use the symbols $>$, $<$, \geq and \leq</p> <p>understand and use the convention for open and closed intervals on a number line</p> <p>solve simple linear inequalities in one variable and represent the solution set on a number line</p> <p>represent simple linear inequalities on rectangular cartesian graphs</p> <p>identify regions on rectangular cartesian graphs defined by simple linear inequalities</p>	<p>To include double-ended inequalities eg $1 < x \leq 5$</p> <p>$3x - 2 < 10$, so $x < 4$</p> <p>$7 - x \leq 5$, so $2 \leq x$</p> <p>Shade the region defined by the inequalities $x \geq 0$, $y \geq 1, x + y \leq 5$</p> <p>Conventions for the inclusion of boundaries are not required</p>

3 Sequences, functions and graphs		
	Students should be taught to:	Notes
3.1 Sequences	<p>generate terms of a sequence using term-to-term and position-to-term definitions of the sequence</p> <p>find subsequent terms of an integer sequence and the role for generating it</p>	<p>Including odd, even, squares, multiples and powers</p> <p>5, 9, 13, 17 ... (add 4)</p> <p>1, 2, 4, 8, ... (multiply by 2)</p>
3.2 Functional notation	Higher Tier only.	
3.3 Graphs	<p>interpret information presented in a range of linear and non-linear graphs</p> <p>understand and use conventions for rectangular cartesian coordinates</p> <p>plot points (x, y) in any of the four quadrants</p> <p>locate points with given coordinates</p> <p>determine the coordinates of points identified by geometrical information</p> <p>determine the coordinates of the midpoint of a line segment, given the coordinates of the two end points</p> <p>draw and interpret straight line conversion graphs</p> <p>find the gradient of a straight line</p> <p>recognise that equations of the form $y = mx + c$ are straight line graphs</p> <p>generate points and plot graphs of linear and quadratic functions</p>	<p>To include speed/time and distance/time graphs</p> <p>To include currency conversion graphs</p> <p>A ramp rises 15 m over a horizontal distance of 60 m, therefore the gradient of the ramp is $15/60 = 0.25$</p> <p>To include $x = k$, $y = c$, $y = x$, $y - x = 0$</p> <p>Including completion of values in tables and equations of the form $ax + by = c$</p>
3.4 Calculus	Higher Tier only.	

AO2 Shape, space and measures		
4 Geometry		
	Students should be taught to:	Notes
4.1 Angles and triangles	<p>distinguish between acute, obtuse, reflex and right angles</p> <p>use angle properties of intersecting lines, parallel lines and angles on a straight line</p> <p>understand the exterior angle of a triangle property and the angle sum of a triangle property</p> <p>understand the terms isosceles, equilateral and right-angled triangles and the angle properties of these triangles</p>	<p>Angles at a point, vertically opposite angles, alternate angles, corresponding angles</p>
4.2 Polygons	<p>recognise and give the names of polygons</p> <p>understand and use the term quadrilateral and the angle sum property of quadrilaterals</p> <p>understand and use the properties of the parallelogram, rectangle, square, rhombus, trapezium and kite</p> <p>understand the term regular polygon and calculate interior and exterior angles of regular polygons</p> <p>understand and use the angle sum of polygons</p> <p>understand congruence as meaning the same shape and size</p> <p>understand that two or more polygons with the same shape and size are said to be congruent to each other</p>	<p>To include parallelogram, rectangle, square, rhombus, trapezium, kite, pentagon, hexagon and octagon</p> <p>The four angles of a quadrilateral are 90°, $(x + 15)^\circ$, $(x + 25)^\circ$ and $(x + 35)^\circ$</p> <p>Find the value of x</p> <p>For a polygon with n sides, the sum of the interior angles is $(2n - 4)$ right angles</p>

4.3 Symmetry	<p>recognise line and rotational symmetry</p> <p>identify any lines of symmetry and the order of rotational symmetry of a given two-dimensional figure</p>	<p>Name a quadrilateral with no lines of symmetry and order of rotational symmetry of 2</p>
4.4 Measures	<p>interpret scales on a range of measuring instruments</p> <p>calculate time intervals in terms of the 24-hour and 12-hour clock</p> <p>make sensible estimates of a range of measures</p> <p>understand angle measure including three-figure bearings</p> <p>measure an angle to the nearest degree</p> <p>understand and use the relationship between average speed, distance and time</p>	<p>Use a.m. and p.m.</p>
4.5 Construction	<p>measure and draw lines to the nearest millimetre</p> <p>construct triangles and other two-dimensional shapes using a combination of a ruler, a protractor and compasses</p> <p>solve problems using scale drawings</p> <p>use straight edge and compasses to:</p> <p>(i) construct the perpendicular bisector of a line segment</p> <p>(ii) construct the bisector of an angle</p>	
4.6 Circle properties	<p>recognise the terms centre, radius, chord, diameter, circumference, tangent, arc, sector and segment of a circle</p> <p>understand chord and tangent properties of circles</p>	<p>Two tangents from a point to a circle are equal in length</p> <p>Tangents are perpendicular to the radius at the point of contact</p> <p>The line from the centre of a circle which is perpendicular to a chord bisects the chord (and the converse)</p>

4.7 Geometrical reasoning	give informal reasons, where required, when arriving at numerical solutions to geometrical problems	Reasons will only be required for geometrical calculations based on lines (including chords and tangents), triangles or polygons
4.8 Trigonometry and Pythagoras' Theorem	<p>understand and use Pythagoras' Theorem in two dimensions</p> <p>understand and use sine, cosine and tangent of acute angles to determine lengths and angles of a right-angled triangle</p> <p>apply trigonometrical methods to solve problems in two dimensions</p>	To include bearings
4.9 Mensuration of 2-D shapes	<p>convert measurements within the metric system to include linear and area units</p> <p>find the perimeter of shapes made from triangles and rectangles</p> <p>find the area of simple shapes using the formulae for the areas of triangles and rectangles</p> <p>find the area of parallelograms and trapezia</p> <p>find circumferences and areas of circles using relevant formulae</p>	$\text{cm}^2 \rightarrow \text{m}^2$ and vice versa
4.10 3-D shapes and volume	<p>recognise and give the names of solids</p> <p>understand the terms face, edge and vertex in the context of 3-D solids</p> <p>find the surface area of simple shapes using the area formulae for triangles and rectangles</p> <p>find the surface area of a cylinder</p> <p>find the volume of right prisms, including cuboids and cylinders, using an appropriate formula</p> <p>convert between units of volume within the metric system</p>	<p>To include cube, cuboid, prism, pyramid, cylinder, sphere and cone</p> <p>$\text{cm}^3 \rightarrow \text{litres}$ and vice versa</p>

4.11 Similarity	understand and use the geometrical properties that similar figures have corresponding lengths in the same ratio but corresponding angles remain unchanged use and interpret maps and scale drawings	
------------------------	--	--

5 Vectors and transformation geometry		
	Students should be taught to:	Notes
5.1 Vectors	Higher Tier only.	
5.2 Transformation geometry	<p>understand that rotations are specified by a centre and an angle</p> <p>rotate a shape about a point through a given angle</p> <p>recognise that an anti-clockwise rotation is a <i>positive</i> angle of rotation and a clockwise rotation is a <i>negative</i> angle of rotation</p> <p>understand that reflections are specified by a mirror line</p> <p>construct a mirror line given an object</p> <p>reflect a shape given a mirror line</p> <p>understand that translations are specified by a distance and direction</p> <p>translate a shape</p> <p>understand that rotations, reflections and translations preserve length and angle so that a transformed shape under any of these transformations remains congruent to the original shape</p> <p>understand that enlargements are specified by a centre and a scale factor</p> <p>understand that enlargements preserve angles and not lengths</p> <p>enlarge a shape given the scale factor</p> <p>identify and give complete descriptions of transformations</p>	<p>Such as $x = 1, y = 2,$ $y = x, y - x = 0$</p> <p>Reflect a triangle in the line $y = x$</p> <p>Given, for example, 5 units in the x direction, and 3 units in the y direction (not angle and distance)</p> <p>Positive scale factor only (including fractions)</p> <p>With or without a centre given</p>

AO3 Handling data		
6 Statistics		
	Students should be taught to:	Notes
6.1 Graphical representation of data	<p>use different methods of presenting data</p> <p>use appropriate methods of tabulation to enable the construction of statistical diagrams</p> <p>interpret statistical diagrams</p>	Pictograms, bar charts and pie charts only
6.2 Statistical measures	<p>understand the concept of average</p> <p>calculate the mean, median, mode and range for a discrete data set</p> <p>calculate an estimate for the mean for grouped data</p> <p>identify the modal class for grouped data</p>	<p>Data could be in a list or tabulated form</p> <p>Includes simple problems using these measures</p>
6.3 Probability	<p>understand the language of probability</p> <p>understand and use the probability scale</p> <p>understand and use estimates or measures of probability from theoretical models</p> <p>understand the concepts of a sample space and an event, and how the probability of an event happening can be determined from the sample space</p> <p>list all the outcomes for single events and for two successive events in a systematic way</p> <p>estimate probabilities from previously collected data</p> <p>calculate the probability of the complement of an event happening</p>	<p>Outcomes, equal likelihood, events, random</p> <p>$P(\text{certainty}) = 1$</p> <p>$P(\text{impossibility}) = 0$</p> <p>For the tossing of two coins, the sample space can be listed as: Heads (H), Tails (T) (H, H), (H, T), (T, H), (T, T)</p> <p>$P(\text{not } A) = 1 - P(A)$</p>

	<p>use the addition rule of probability for mutually exclusive events</p> <p>understand and use the term <i>expected frequency</i>.</p>	<p>P(Either A or B occurring) $= P(A) + P(B)$ when A and B are mutually exclusive</p> <p>Determine an estimate of the number of times an event with a probability of $\frac{2}{5}$ will happen over 300 tries</p>
--	---	--

Papers 3H and 4H (Higher Tier)

Content overview

Knowledge of the Foundation Tier content is assumed for students being prepared for the Higher Tier.

- Number
 - Numbers and the number system
- Algebra
 - Equations, formulae and identities
 - Sequences, functions and graphs
- Geometry
 - Shape, space and measure
 - Vectors and transformation geometry
- Statistics

Assessment overview

- Two written papers.
- Each paper is assessed through a two-hour examination set and marked by Edexcel.
- The total number of marks for each paper is 100.
- Each paper weighted at 50% of the qualification, targeted at grades A* – D.

Content

AO1 Number and algebra		
1 Numbers and the number system		
	Students should be taught to:	Notes
1.1 Integers	See Foundation Tier.	
1.2 Fractions	See Foundation Tier.	
1.3 Decimals	convert recurring decimals into fractions	$0.\dot{3} = \frac{1}{3}$, $0.2333\dots = \frac{21}{90}$
1.4 Powers and roots	<p>understand the meaning of surds</p> <p>manipulate surds, including rationalising the denominator where the denominator is a pure surd</p> <p>use index laws to simplify and evaluate numerical expressions involving integer, fractional and negative powers</p> <p>evaluate Highest Common Factors (HCF) and Lowest Common Multiples (LCM)</p>	<p>Express in the form $a\sqrt{2}$: $\frac{2}{\sqrt{8}}$, $\sqrt{18} + 3\sqrt{2}$</p> <p>Express in the form $a + b\sqrt{2}$: $(3 + 5\sqrt{2})^2$</p> <p>Evaluate: $\sqrt[3]{8^2}$, $625^{-\frac{1}{2}}$, $(\frac{1}{25})^{\frac{3}{2}}$</p>
1.5 Set language and notation	<p>understand sets defined in algebraic terms</p> <p>understand and use subsets</p> <p>understand and use the complement of a set</p> <p>use Venn diagrams to represent sets and the number of elements in sets</p> <p>use the notation $n(A)$ for the number of elements in the set A</p> <p>use sets in practical situations</p>	<p>If A is a subset of B, then $A \subset B$</p> <p>Use the notation A'</p>
1.6 Percentages	<p>use reverse percentages</p> <p>repeated percentage change</p> <p>solve compound interest problems</p>	<p>In a sale, prices were reduced by 30%. The sale price of an item was £17.50. Calculate the original price of the item.</p> <p>Calculate the total percentage increase when an increase of 30% is followed by a decrease of 20%</p> <p>To include depreciation</p>

1.7 Ratio and proportion	See Foundation Tier.	
1.8 Degree of accuracy	solve problems using upper and lower bounds where values are given to a degree of accuracy	The dimensions of a rectangle are 12 cm and 8 cm to the nearest cm. Calculate, to 3 significant figures, the smallest possible area as a percentage of the largest possible area.
1.9 Standard form	express numbers in the form $a \times 10^n$ where n is an integer and $1 \leq a < 10$ solve problems involving standard form	$150\,000\,000 = 1.5 \times 10^8$
1.10 Applying number	See Foundation Tier.	
1.11 Electronic calculators	See Foundation Tier.	

2 Equations, formulae and identities		
	Students should be taught to:	Notes
2.1 Use of symbols	use index notation involving fractional, negative and zero powers	Simplify: $(64t^3)^{\frac{2}{3}}$, $\frac{a^{\frac{1}{2}} \times a^{\frac{3}{4}}}{a^{\frac{1}{3}}}$
2.2 Algebraic manipulation	<p>expand the product of two linear expressions</p> <p>understand the concept of a quadratic expression and be able to factorise such expressions</p> <p>manipulate algebraic fractions where the numerator and/or the denominator can be numeric, linear or quadratic</p>	$(2x + 3)(3x - 1)$ $(2x - y)(3x + y)$ Factorise: $x^2 + 12x - 45$ $6x^2 - 5x - 4$ Express as a single fraction: $\frac{x+1}{3} + \frac{x-3}{4}$ $\frac{3(4x-1)}{2} - \frac{2(5x+3)}{3}$ $\frac{3}{2x} - \frac{4}{3x}$ $\frac{3}{1-x} + \frac{2}{1+x}$ $\frac{x+1}{x+2} - \frac{x-2}{x-1}$ Factorise and simplify: $\frac{x^2 - 4x}{x^2 - x - 12}$
2.3 Expressions and formulae	understand the process of manipulating formulae to change the subject, to include cases where the subject may appear twice or a power of the subject occurs	$v^2 = u^2 + 2gs$; make s the subject $m = \frac{1 + at}{1 - at}$; make t the subject $V = \frac{4}{3} \pi r^3$; make r the subject $T = 2\pi \sqrt{\frac{l}{g}}$; make l the subject

2.4 Linear equations	See Foundation Tier.	$\frac{17-x}{4} = 2-x,$ $\frac{(2x-3)}{6} + \frac{(x+2)}{3} = \frac{5}{2}$
2.5 Proportion	set up problems involving direct or inverse proportion and relate algebraic solutions to graphical representation of the equations	To include only the following: $y \propto x, y \propto 1/x,$ $y \propto x^2, y \propto 1/x^2,$ $y \propto x^3, y \propto \sqrt{x}$
2.6 Simultaneous linear equations	calculate the exact solution of two simultaneous equations in two unknowns interpret the equations as lines and the common solution as the point of intersection	$3x - 4y = 7$ $2x - y = 8$ $2x + 3y = 17$ $3x - 5y = 35$
2.7 Quadratic equations	solve quadratic equations by factorisation solve quadratic equations by using the quadratic formula form and solve quadratic equations from data given in a context solve simultaneous equations in two unknowns, one equation being linear and the other being quadratic	$2x^2 - 3x + 1 = 0,$ $x(3x - 2) = 5$ $y = 2x - 11$ and $x^2 + y^2 = 25$ $y = 11x - 2$ and $y = 5x^2$
2.8 Inequalities	solve quadratic inequalities in one unknown and represent the solution set on a number line identify harder examples of regions defined by linear inequalities	$x^2 \leq 25, 4x^2 > 25$ Shade the region defined by the inequalities $x \leq 4,$ $y \leq 2x + 1,$ $5x + 2y \leq 20$

	<p>find the intersection points of two graphs, one linear (y_1) and one non-linear (y_2), and recognise that the solutions correspond to the solutions of $y_2 - y_1 = 0$</p> <p>calculate the gradient of a straight line given the coordinates of two points</p> <p>recognise that equations of the form $y = mx + c$ are straight line graphs with gradient m and intercept on the y axis at the point $(0, c)$</p> <p>find the equation of a straight line parallel to a given line</p>	<p>The x-values of the intersection of the two graphs:</p> $y = 2x + 1$ $y = x^2 + 3x - 2$ <p>are the solutions of:</p> $x^2 + x - 3 = 0$ <p>Similarly, the x-values of the intersection of the two graphs:</p> $y = 5$ $y = x^3 - 3x^2 + 7$ <p>are the solutions of:</p> $x^3 - 3x^2 + 2 = 0$ <p>Find the equation of the straight line through $(1, 7)$ and $(2, 9)$</p>
<p>3.4 Calculus</p>	<p>understand the concept of a variable rate of change</p> <p>differentiate integer powers of x</p> <p>determine gradients, rates of change, turning points (maxima and minima) by differentiation and relate these to graphs</p> <p>distinguish between maxima and minima by considering the general shape of the graph</p> <p>apply calculus to linear kinematics and to other simple practical problems</p>	$y = x + \frac{9}{x}$ <p>Find the coordinates of the maximum and minimum points</p> <p>The displacement, s metres, of a particle from a fixed point O after t seconds is given by:</p> $s = 24t^2 - t^3,$ $0 \leq t \leq 20.$ <p>Find expressions for the velocity and the acceleration.</p>

A02 Shape, space and measures		
4 Geometry		
	Students should be taught to:	Notes
4.1 Lines and triangles	See Foundation Tier.	
4.2 Polygons	See Foundation Tier.	
4.3 Symmetry	See Foundation Tier.	
4.4 Measures	See Foundation Tier.	
4.5 Construction	See Foundation Tier.	
4.6 Circle properties	<p>understand and use the internal and external intersecting chord properties</p> <p>recognise the term <i>cyclic quadrilateral</i></p> <p>understand and use angle properties of the circle including:</p> <ul style="list-style-type: none"> • angle subtended by an arc at the centre of a circle is twice the angle subtended at any point on the remaining part of the circumference • angle subtended at the circumference by a diameter is a right angle • angles in the same segment are equal • the sum of the opposite angles of a cyclic quadrilateral is 180° • the alternate segment theorem 	Formal proof of these theorems is not required
4.7 Geometrical reasoning	provide reasons, using standard geometrical statements, to support numerical values for angles obtained in any geometrical context involving lines, polygons and circles	
4.8 Trigonometry and Pythagoras' Theorem	<p>understand and use sine, cosine and tangent of obtuse angles</p> <p>understand and use angles of elevation and depression</p> <p>understand and use the sine and cosine rules for any triangle</p> <p>use Pythagoras' Theorem in 3 dimensions</p> <p>understand and use the formula $\frac{1}{2}bc\sin C$ for the area of a triangle</p>	

	apply trigonometrical methods to solve problems in 3 dimensions, including finding the angle between a line and a plane	The angle between two planes will not be required
4.9 Mensuration	find perimeters and areas of sectors of circles	Radian measure is excluded
4.10 3-D shapes and volume	find the surface area and volume of a sphere and a right circular cone using relevant formulae convert between volume measures	$m^3 \rightarrow cm^3$ and vice versa
4.11 Similarity	understand that areas of similar figures are in the ratio of the square of corresponding sides understand that volumes of similar figures are in the ratio of the cube of corresponding sides use areas and volumes of similar figures in solving problems	

5 Vectors and transformation geometry		
	Students should be taught to:	Notes
5.1 Vectors	understand that a vector has both magnitude and direction understand and use vector notation multiply vectors by scalar quantities add and subtract vectors calculate the modulus (magnitude) of a vector find the resultant of two or more vectors apply vector methods for simple geometrical proofs	The notations \overrightarrow{OA} and \mathbf{a} will be used $\overrightarrow{OA} = 3\mathbf{a}$, $\overrightarrow{AB} = 2\mathbf{b}$, $\overrightarrow{BC} = \mathbf{c}$ so: $\overrightarrow{OC} = 3\mathbf{a} + 2\mathbf{b} + \mathbf{c}$ $\overrightarrow{CA} = -\mathbf{c} - 2\mathbf{b}$
5.2 Transformation geometry	See Foundation Tier.	Column vectors may be used to define translations

AO3 Handling data		
6 Statistics		
	Students should be taught to:	Notes
6.1 Graphical representation of data	<p>construct and interpret histograms</p> <p>construct cumulative frequency diagrams from tabulated data</p> <p>use cumulative frequency diagrams</p>	For continuous variables with unequal class intervals
6.2 Statistical measures	<p>estimate the median from a cumulative frequency diagram</p> <p>understand the concept of a measure of spread</p> <p>find the interquartile range from a discrete data set</p> <p>estimate the interquartile range from a cumulative frequency diagram</p>	The terms 'upper quartile' and 'lower quartile' may be used
6.3 Probability	<p>draw and use tree diagrams</p> <p>determine the probability that two or more independent events will both occur</p> <p>use simple conditional probability when combining events</p> <p>apply probability to simple problems.</p>	Picking two balls out of a bag, one after the other, without replacement

Assessment

Assessment summary

Papers 1F, 2F, 3H and 4H are externally assessed through examination papers each lasting two hours.

Summary of table of assessment

<p>Foundation Tier (Papers 1F and 2F)</p> <p>Paper code: 4MA0/1F and 4MA0/2F</p> <ul style="list-style-type: none"> • Two written papers. • Each paper is assessed through a two-hour examination set and marked by Edexcel. • The total number of marks for each paper is 100. • Each paper weighted at 50% of the qualification, targeted at grades C – G.
<p>Higher Tier (Papers 3H and 4H)</p> <p>Paper code: 4MA0/3H and 4MA0/4H</p> <ul style="list-style-type: none"> • Two written papers. • Each paper is assessed through a two-hour examination set and marked by Edexcel. • The total number of marks for each paper is 100. • Each paper weighted at 50% of the qualification, targeted at grades A* – D.

Assessment Objectives and weightings

	% in International GCSE
<p>AO1: demonstrate their knowledge, understanding and skills in number and algebra:</p> <ul style="list-style-type: none"> • numbers and the numbering system • calculations • solving numerical problems • equations, formulae and identities • sequences, functions and graphs. 	55%
<p>AO2: demonstrate their knowledge, understanding and skills in shape, space and measures:</p> <ul style="list-style-type: none"> • geometry • vectors and transformation geometry. 	25%
<p>AO3: demonstrate their knowledge, understanding and skills in handling data:</p> <ul style="list-style-type: none"> • statistics. 	20%
TOTAL	100%

Relationship of Assessment Objectives to Papers for International GCSE

Paper number	Assessment Objective			
	AO1	AO2	AO3	Total for AO1, AO2 and AO3
Total for International GCSE (Foundation –Papers 1F and 2F)	55%	25%	20%	100%

Paper number	Assessment Objective			
	AO1	AO2	AO3	Total for AO1, AO2 and AO3
Total for International GCSE (Higher – Papers 3H and 4H)	55%	25%	20%	100%

Entering your students for assessment

Student entry

Students are entered at either Foundation Tier or Higher Tier.

Details of how to enter students for this qualification can be found in Edexcel's *International Information Manual*, copies of which are sent to all active Edexcel centres. The information can also be found on Edexcel's international website.

Combinations of entry

There are no forbidden combinations.

Access arrangements and special requirements

Edexcel's policy on access arrangements and special considerations for GCE, GCSE, International GCSE, and Entry Level qualifications aims to enhance access to the qualifications for students with disabilities and other difficulties without compromising the assessment of skills, knowledge, understanding or competence.

Please see the Edexcel website (www.edexcel.com/sfc) for:

- the Joint Council for Qualifications (JCQ) policy *Access Arrangements and Special Considerations, Regulations and Guidance Relating to Students who are Eligible for Adjustments in Examinations*
- the forms to submit for requests for access arrangements and special considerations
- dates for submission of the forms.

Requests for access arrangements and special considerations must be addressed to:

Special Requirements
Edexcel
One90 High Holborn
London WC1V 7BH

Assessing your students

The first assessment opportunity for Paper 1F and Paper 2F **or** Paper 3F and 4H of this qualification will take place in the June 2011 series and in each January and June series thereafter for the lifetime of the specification.

Your student assessment opportunities

Paper	June 2011	Jan 2012	June 2012	Jan 2013
Paper 1F and 2F	✓	✓	✓	✓
Paper 3H and 4H	✓	✓	✓	✓

Awarding and reporting

The grading, awarding and certification of this qualification will follow the processes outlined in the current GCSE/GCE Code of Practice for courses starting in September 2009, which is published by the Qualifications and Curriculum Authority (QCA). The International GCSE qualification will be graded and certificated on an eight-grade scale from A* to G.

Students whose level of achievement is below the minimum standard for Grade G will receive an unclassified U. Where unclassified is received it will not be recorded on the certificate.

The first certification opportunity for the Edexcel International GCSE in Mathematics (Specification A) will be 2011.

Students whose level of achievement is below the minimum judged by Edexcel to be of sufficient standard to be recorded on a certificate will receive an unclassified U result.

Language of assessment

Assessment of this specification will be available in English only. Assessment materials will be published in English only and all work submitted for examination and moderation must be produced in English.

Malpractice and plagiarism

For up-to-date advice on malpractice and plagiarism, please refer to the JCQ's *Suspected Malpractice in Examinations: Policies and Procedures* document on the JCQ website www.jcq.org.uk.

Student recruitment

Edexcel's access policy concerning recruitment to our qualifications is that:

- they must be available to anyone who is capable of reaching the required standard
- they must be free from barriers that restrict access and progression
- equal opportunities exist for all students.

Progression

This qualification supports progression to:

- International GCSE in Further Pure Mathematics
- GCE AS and Advanced Level in Mathematics
- GCE AS and Advanced Level in Further Mathematics
- GCE AS and Advanced Level in Pure Mathematics
- GCE and other further qualifications in numerate disciplines, such as the sciences, economics or business
- further education or employment where mathematics skills are required.

Grade descriptions

The following grade descriptions indicate the level of attainment characteristic of the given grade at International GCSE. They give a general indication of the required learning outcomes at each specified grade. The descriptions should be interpreted in relation to the content outlined in the specification; they are not designed to define that content. The grade awarded will depend in practice upon the extent to which the candidate has met the Assessment Objectives overall. Shortcomings in some aspects of the examination may be balanced by better performance in others.

Grade A

Candidates understand and use direct and inverse proportion. They manipulate algebraic formulae, equations and expressions, finding common factors and multiplying two linear expressions. In simplifying algebraic expressions, they use rules of indices for negative and fractional values. In finding formulae that approximately connect data, candidates express general laws in symbolic form. They solve problems using intersections and gradients of graphs. Candidates use Pythagoras' Theorem when solving problems in two and three dimensions. They calculate lengths of circular arcs and areas of sectors, and calculate the surface area of cylinders and volumes of cones and spheres.

Candidates interpret and construct histograms. They recognise when and how to work with probabilities associated with independent and mutually exclusive events.

Grade C

In making estimates, candidates round to one significant figure and multiply and divide mentally. They solve numerical problems involving multiplication and division, with numbers of any size, using a calculator efficiently and appropriately. They understand and use the equivalences between fractions, decimals and percentages and calculate using ratios in appropriate situations. They understand and use proportional changes. Candidates find and describe in symbols the next term or the n th term of a sequence, where the rule is linear. They multiply two expressions of the form $(x + n)$; they simplify the corresponding quadratic expressions. They represent inequalities using a number line. They formulate and solve linear equations with whole number coefficients. They manipulate simple algebraic formulae, equations and expressions. Candidates use algebraic and graphical methods to solve simultaneous linear equations in two variables.

Candidates solve problems using angle and symmetry properties of polygons and properties of intersecting and parallel lines. They understand and apply Pythagoras' Theorem when solving problems in two dimensions. Candidates find areas and circumferences of circles. They calculate lengths, areas and volumes in plane shapes and right prisms. Candidates enlarge shapes by positive whole number or fractional scale factor. They appreciate the imprecision of measurement and recognise that a measurement given to the nearest whole number may be inaccurate by up to one half in either direction. They understand and use compound measures such as speed.

Candidates construct and interpret frequency diagrams. They determine the modal class and estimate the mean, median and range of a set of grouped data, selecting the statistic most appropriate to a line of enquiry. They use measures of average and range with associated frequency polygons, as appropriate, to compare distributions and make inferences. Candidates understand relative frequency as an estimate of probability and use this to compare outcomes of experiments.

Grade F

In order to carry through tasks and solve mathematical problems, candidates identify and obtain necessary information; they check their results, considering whether these are sensible. Candidates show understanding of situations by describing them mathematically, using symbols, words and diagrams. They draw simple conclusions of their own and give an explanation of their reasoning.

Candidates use their understanding of place value to multiply and divide whole numbers and decimals by 10, 100 and 1000. They order, add and subtract negative numbers in context. They use all four operations with decimals to two places. They reduce a fraction to its simplest form by cancelling common factors and solve simple problems involving ratio and direct proportion. They calculate fractional or percentage parts of quantities and measurements, using a calculator where necessary. In solving problems with or without a calculator, candidates check the reasonableness of their results by reference to their knowledge of the context or to the size of the numbers, by applying inverse operations or by estimating using approximations. Candidates explore and describe number patterns and relationships including multiple, factor and square. They construct, express in symbolic form and use simple formulae involving one or two operations.

When constructing models and when drawing or using shapes, candidates measure and draw angles as accurately as practicable, and use language associated with angle. They know the angle sum of a triangle and that of angles at a point. They identify all the symmetries of 2-D shapes. They convert from one metric unit to another. They make sensible estimates of a range of measures in relation to everyday situations. Candidates calculate areas of rectangles and right-angled triangles, and volumes of cuboids.

Candidates understand and use the mean of discrete data. They compare two simple distributions using the range and one of the mode, median or mean. They interpret graphs and diagrams, including pie charts, and draw conclusions. They understand and use the probability scale from 0 to 1. Candidates make and justify estimates of probability by selecting and using a method based on equally likely outcomes or on experimental evidence as appropriate. They understand that different outcomes may result from repeating an experiment.

Support and training

Edexcel support services

Edexcel has a wide range of support services to help you implement this qualification successfully.

ResultsPlus – ResultsPlus is an application launched by Edexcel to help subject teachers, senior management teams, and students by providing detailed analysis of examination performance. Reports that compare performance between subjects, classes, your centre and similar centres can be generated in ‘one-click’. Skills maps that show performance according to the specification topic being tested are available for some subjects. For further information about which subjects will be analysed through ResultsPlus, and for information on how to access and use the service, please visit www.edexcel.com/resultsplus.

Ask the Expert – Ask the Expert is a new service, launched in 2007, that provides direct email access to senior subject specialists who will be able to answer any questions you might have about this or any other specification. All of our specialists are senior examiners, moderators or verifiers and they will answer your email personally. You can read a biography for all of them and learn more about this unique service on our website at www.edexcel.com/asktheexpert.

Ask Edexcel – Ask Edexcel is Edexcel’s online question and answer service. You can access it at www.edexcel.com/ask or by going to the main website and selecting the Ask Edexcel menu item on the left.

The service allows you to search through a database of thousands of questions and answers on everything Edexcel offers. If you don’t find an answer to your question, you can choose to submit it straight to us. One of our customer services team will log your query, find an answer and send it to you. They’ll also consider adding it to the database if appropriate. This way the volume of helpful information that can be accessed via the service is growing all the time.

Examzone – The Examzone site is aimed at students sitting external examinations and gives information on revision, advice from examiners and guidance on results, including re-marking, re-sitting and progression opportunities. Further services for students – many of which will also be of interest to parents – will be available in the near future. Links to this site can be found on the main homepage at www.examzone.co.uk.

Training

A programme of professional development and training courses, covering various aspects of the specification and examination, will be arranged by Edexcel. Full details can be obtained from our website: www.edexcel.com

Appendices

Appendix 1: Suggested resources	41
Appendix 2: Formulae sheet for Foundation Tier	43
Appendix 3: Formulae sheet for Higher Tier	45

Appendix 1: Suggested resources

Textbooks

For this Edexcel International GCSE, the following suggested titles could be used as teaching aids.

The books listed are not to be regarded as either recommended by Edexcel or as mandatory for International GCSE qualifications. The internet is also valuable as a tool for research and learning.

Please note that while resources are checked at the time of publication, materials may be withdrawn from circulation and website locations may change at any time.

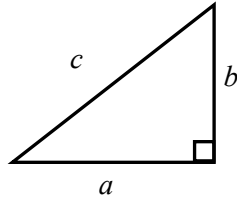
Endorsed books

- Appleton M, Demetriou D, Huby D and Kranat J – *International GCSE Mathematics for Edexcel* (Oxford University Press, 2007) ISBN 9780199152629
- Johnson T and Clough T – *Edexcel International GCSE Mathematics Practice* (Hodder Murray 2008) ISBN 9780340966273
- Metcalf P – *International GCSE Mathematics for Edexcel* (Collins Education, 2006) ISBN 9780007755486
- Smith A – *International GCSE Mathematics for Edexcel* (Hodder Murray 2008) ISBN 9780340945414
- Turner D, Potts I, Waite W and Hony V – *Longman Mathematics for International GCSE Book 1* (Longman, 2005) ISBN 9781405802116
- Turner D, Potts I, Waite W and Hony V – *Longman Mathematics for International GCSE Book 2* (Longman, 2005) ISBN 9781405802123
- Turner D and Potts I – *Longman Mathematics for International GCSE Practice Book 2* (Longman, 2007) ISBN 9781405865043
- Turner D and Potts I – *Longman Mathematics for International GCSE Practice Book 1* (Longman, 2007) ISBN 9781405865036
- Turner D, Potts I, Waite W and Hony V – *Longman Mathematics for International GCSE ActiveTeach 1* (Longman, 2007) ISBN 9781405865876
- Turner D, Potts I, Waite W and Hony V – *Longman Mathematics for International GCSE ActiveTeach 2* (Longman, 2007) ISBN 9781405865883
- *Revision Guide for International GCSE Maths Higher Tier* (ZigZag Education)

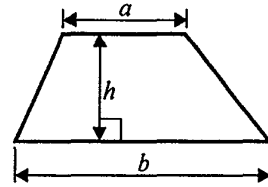
Appendix 2: Formulae sheet for Foundation Tier

Pythagoras' theorem

$$a^2 + b^2 = c^2$$



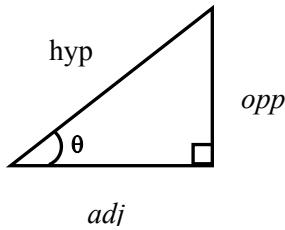
$$\text{Area of trapezium} = \frac{1}{2}(a + b)h$$



$$\text{adj} = \text{hyp} \times \cos \theta$$

$$\text{opp} = \text{hyp} \times \sin \theta$$

$$\text{opp} = \text{adj} \times \tan \theta$$

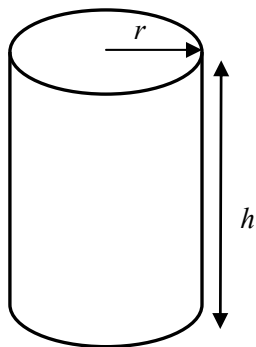
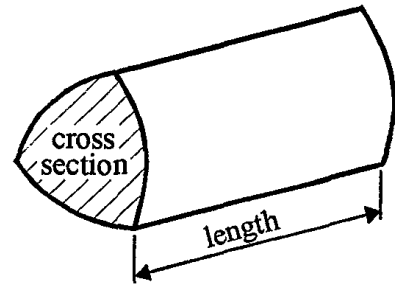


$$\text{or } \sin \theta = \frac{\text{opp}}{\text{hyp}}$$

$$\cos \theta = \frac{\text{adj}}{\text{hyp}}$$

$$\tan \theta = \frac{\text{opp}}{\text{adj}}$$

$$\text{Volume of prism} = \text{area of cross section} \times \text{length}$$

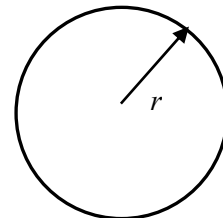


$$\text{Volume of cylinder} = \pi r^2 h$$

$$\text{Curved surface area of cylinder} = 2\pi r h$$

$$\text{Circumference of circle} = 2\pi r$$

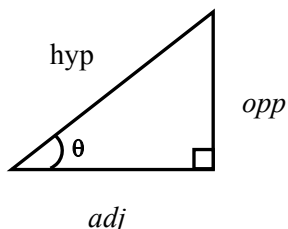
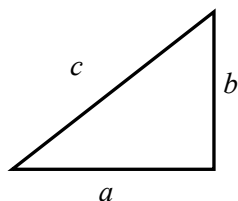
$$\text{Area of circle} = \pi r^2$$



Appendix 3: Formulae sheet for Higher Tier

Pythagoras' theorem

$$a^2 + b^2 = c^2$$



$$\text{adj} = \text{hyp} \times \cos \theta$$

$$\text{opp} = \text{hyp} \times \sin \theta$$

$$\text{opp} = \text{adj} \times \tan \theta$$

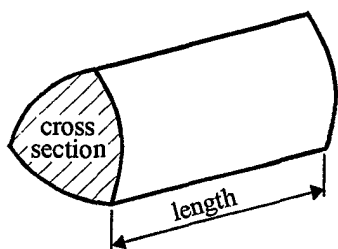
$$\text{or } \sin \theta = \frac{\text{opp}}{\text{hyp}}$$

$$\cos \theta = \frac{\text{adj}}{\text{hyp}}$$

$$\tan \theta = \frac{\text{opp}}{\text{adj}}$$

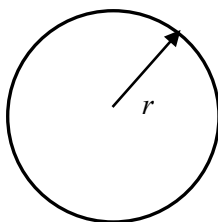
Volume of prism =

area of cross section \times length



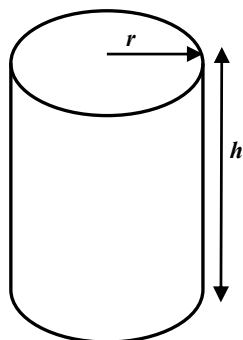
Circumference of circle = $2\pi r$

Area of circle = πr^2



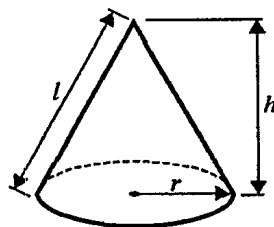
Volume of cylinder = $\pi r^2 h$

Curved surface area of cylinder = $2\pi r h$



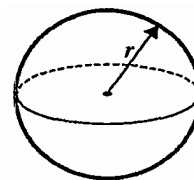
Volume of cone = $\frac{1}{3}\pi r^2 h$

Curved surface area of cone = $\pi r l$

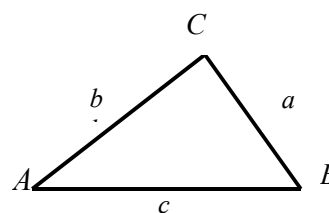


Volume of sphere = $\frac{4}{3}\pi r^3$

Surface area of sphere = $4\pi r^2$



In any triangle ABC

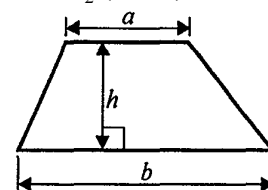


Sine Rule $\frac{a}{\sin A} = \frac{b}{\sin B} = \frac{c}{\sin C}$

Cosine Rule $a^2 = b^2 + c^2 - 2bc \cos A$

Area of triangle = $\frac{1}{2}ab \sin C$

Area of trapezium = $\frac{1}{2}(a+b)h$



The quadratic equation

The solutions of $ax^2 + bx + c = 0$ where $a \neq 0$, are given by

$$x = \frac{-b \pm \sqrt{b^2 - 4ac}}{2a}$$

International GCSE

Mathematics (Specification A) (4MA0)

Sample Assessment Material

First examination 2011

Centre No.						Paper Reference (complete below)						Surname	Initial(s)	
Candidate No.						4	M	A	0	/	1	F	Signature	

Paper Reference(s)

4MA0/1F

Edexcel International GCSE

Mathematics

Paper 1F

Foundation Tier

Sample Assessment Material

Time: 2 hours

Examiner's use only

--	--	--

Team Leader's use only

--	--	--

Question Number	Leave Blank
1	
2	
3	
4	
5	
6	
7	
8	
9	
10	
11	
12	
13	
14	
15	
16	
17	
18	
19	
Total	

Materials required for examination

Ruler graduated in centimetres and millimetres, protractor, compasses, pen, HB pencil, eraser, calculator. Tracing paper may be used.

Items included with question papers

Nil

Instructions to Candidates

In the boxes above, write your centre number, candidate number, your surname, initial(s) and signature.

Check that you have the correct question paper.

Answer ALL the questions in the spaces provided in this question paper.

You must NOT write on the formulae page. Anything you write on the formulae page will gain NO credit.

If you need more space to complete your answer to any question, use additional answer sheets.

Information for Candidates

The marks for individual questions and the parts of questions are shown in round brackets: e.g. (2).

There are 19 questions in this question paper. The total mark for this paper is 100.

There are 20 pages in this question paper. Any blank pages are indicated.

You may use a calculator.

Advice to Candidates

Write your answers neatly and in good English.

This publication may be reproduced only in accordance with Edexcel Limited copyright policy.

©2008 Edexcel Limited.

Printer's Log. No.

N35027A

W850/R4400/57570 2/2/1



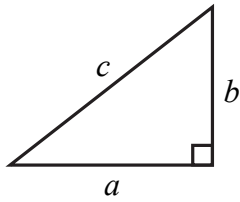
Turn over

edexcel

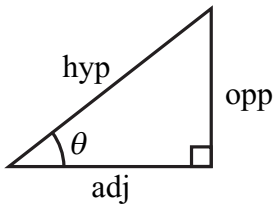
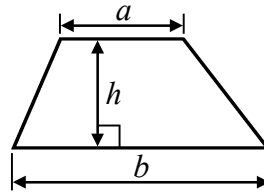
IGCSE MATHEMATICS

FORMULAE SHEET – FOUNDATION TIER

Pythagoras' Theorem
 $a^2 + b^2 = c^2$



Area of a trapezium = $\frac{1}{2}(a + b)h$



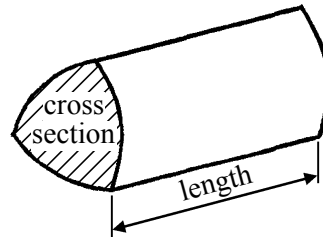
$\text{adj} = \text{hyp} \times \cos \theta$
 $\text{opp} = \text{hyp} \times \sin \theta$
 $\text{opp} = \text{adj} \times \tan \theta$

Volume of prism = area of cross section \times length

or $\sin \theta = \frac{\text{opp}}{\text{hyp}}$

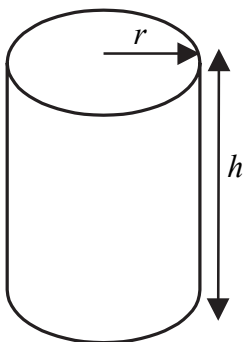
$$\cos \theta = \frac{\text{adj}}{\text{hyp}}$$

$$\tan \theta = \frac{\text{opp}}{\text{adj}}$$



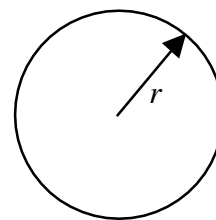
Circumference of circle = $2\pi r$

Area of circle = πr^2



Volume of cylinder = $\pi r^2 h$

Curved surface area of cylinder = $2\pi r h$

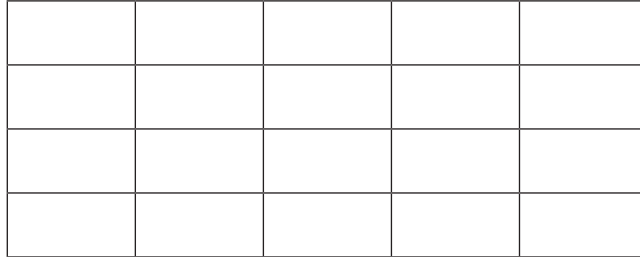


Answer ALL questions.

Write your answers in the spaces provided.

You must write down all stages in your working.

1. (a) (i) Shade 40% of this shape.



(ii) When 40% of the shape is shaded, what percentage is unshaded?

..... %
(2)

(b) Write 40% as a decimal.

.....
(1)

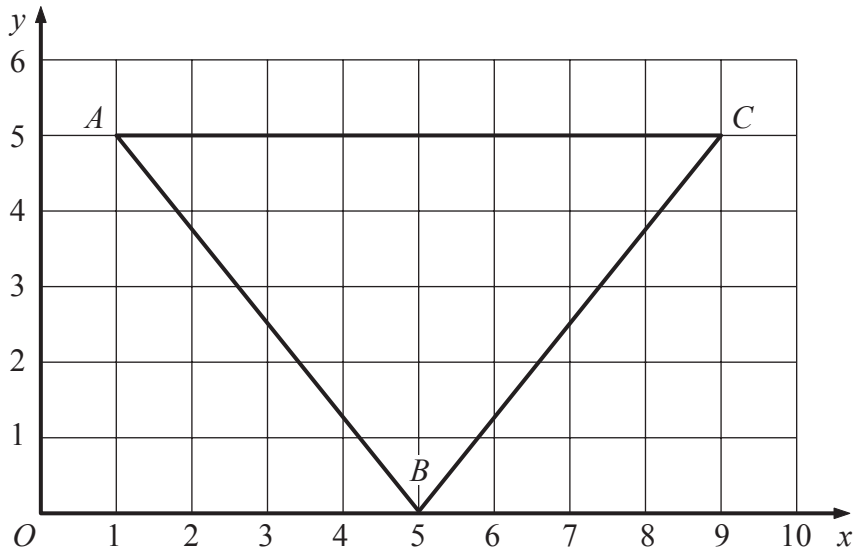
(c) Write 40% as a fraction.
Give your fraction in its simplest form.

.....
(2)

(Total 5 marks)

Q1

2. The diagram shows a triangle ABC on a centimetre grid.



(a) Write down the coordinates of the point

(i) A , (..... ,)

(ii) B . (..... ,)

(2)

(b) Measure the length of the line AB .
Give your answer in millimetres.

..... mm

(1)

(c) Find the perimeter of triangle ABC .

..... mm

(2)

(d) Write down the special name for triangle ABC .

.....

(1)

(e) (i) Measure the size of angle B .

.....
.....
.....

(ii) Write down the special name for this type of angle.

.....

(2)

(Total 8 marks)

3.

15	21	23	24	25	27	33	35	39
----	----	----	----	----	----	----	----	----

(a) From the numbers in the box, write down

(i) an even number

.....

(ii) a factor of 60

.....

(iii) a multiple of 9

.....

(iv) a square number

.....

(v) a prime number.

.....

(5)

(b) Write a number from the box on the dotted line so that each calculation is correct.

(i) + 87 = 111

(ii) × 46 = 1794

(2)

(Total 7 marks)

Q3

4. Here are the first five terms of a number sequence.

1 7 13 19 25

(a) Write down the next term in the sequence.

.....
(1)

(b) Explain how you worked out your answer.

.....
(1)

(c) Find the 11th term of the sequence.

.....
(1)

(d) The 50th term of the sequence is 295
Work out the 49th term of the sequence.

.....
(1)

Tamsin says, "Any two terms of this sequence add up to an even number."


(e) Explain why Tamsin is right.

.....
.....
.....
(1)

(Total 5 marks)

Q4

5. Here are 9 flags.



A



B



C



D




E




F



G



H



I

(a) Write down the letter of the flag which has:

(i) exactly one line of symmetry

.....

(ii) rotational symmetry of order 4

.....

(iii) 2 lines of symmetry and rotational symmetry of order 2

.....

(iv) no lines of symmetry and rotational symmetry of order 2

.....

(4)

(b) Write down the letter of the flag which has a rhombus on it.


.....

(1)

(Total 5 marks)

Q5

6. The bar chart shows information about the number of people, in millions, who speak each of 6 languages.



(a) Write down the number of people who speak Hindi.

..... million
(1)

(b) Write down the number of people who speak Mandarin Chinese.

..... million
(1)

(c) Which language is spoken by 190 million people?

.....
(1)

125 million people speak Japanese.

(d) Draw a bar on the bar chart to show this information.

(1)

(e) Find the ratio of the number of people who speak Hindi to the number of people who speak Japanese.

Give your ratio in its simplest form.

.....
(2)

330 million people speak English.
70% of these people live in the USA.

(f) Work out 70% of 330 million.

..... million
(2)

332 million people speak Spanish.
143 million of these people live in South America.

(g) Work out 143 million as a percentage of 332 million.
Give your answer correct to 1 decimal place.

..... %
(2)

Q6

(Total 10 marks)

7. (a) Solve $2x + 9 = 1$

$x =$
(2)

(b) Solve $5y - 4 = 2y + 7$

$y =$
(2)

Q7

(Total 4 marks)

8. The table shows information about the time in each of five cities. For each city, it shows the number of hours time difference from the time in London.

- + shows that the time is ahead of the time in London.
- shows that the time is behind the time in London.

City	Time difference from London (hours)
Cairo	+2
Montreal	–5
Bangkok	+7
Rio de Janeiro	–3
Los Angeles	–8
Mexico City	

(a) When the time in London is 6 a.m., what is the time in:

(i) Bangkok,

.....

(ii) Los Angeles.

.....

(2)

(b) The time in Mexico City is 2 hours ahead of the time in **Los Angeles**.

Complete the table to show the time difference of Mexico City from London.

(1)

(c) Write down the name of the city in which the time is 10 hours behind Bangkok.

.....

(1)

(d) Work out the time difference between

(i) Cairo and Montreal,

..... hours

(ii) Rio de Janeiro and Los Angeles.

..... hours

(2)

(Total 6 marks)

9. (a) Find the value of $4 \times (8 - 3)$

.....
(1)

(b) Put brackets in the expression below so that the answer is 19

$$7 + 4 \times 5 - 2$$

(1)

(c) Find 3.8^3

.....
(1)

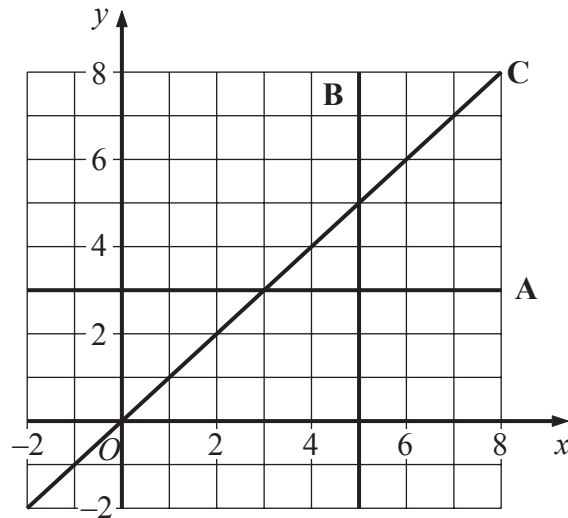
(d) Find $\sqrt{6.76}$

.....
(1)

(Total 4 marks)

Q9

10.



Write down the equation of

(i) line A,

.....

(ii) line B,

.....

(iii) line C.

.....

(Total 3 marks)

Q10

11. (a) Use your calculator to work out the value of

$$\frac{(3.7 + 4.6)^2}{2.8 + 6.3}$$

Write down all the figures on your calculator display.

.....

(2)

(b) Give your answer to part (a) correct to 2 decimal places.

.....

(1)

(Total 3 marks)

Q11

12. Here are five shapes.



Four of the shapes are squares and one of the shapes is a circle.
 One square is black.
 Three squares are white.
 The circle is black.

The five shapes are put in a bag.
 Alec takes at random a shape from the bag.

(a) Find the probability that he will take the black square.

.....
(1)

(b) Find the probability that he will take a white square.

.....
(2)

Jasmine takes a shape at random from the bag 150 times.
 She replaces the shape each time.

(c) Work out an estimate for the number of times she will take a white square.

.....
(2)

(Total 5 marks)

Q12

13. A basketball court is a rectangle, 28 m long and 15 m wide.

(a) Work out the area of the rectangle.

..... m²
(2)

(b) In the space below, make an accurate scale drawing of the rectangle.
Use a scale of 1 cm to 5 m.

(2)

Q13

(Total 4 marks)

14. (a) Work out the value of $x^2 - 5x$ when $x = -3$

.....
(2)

(b) Factorise $x^2 - 5x$

.....
(2)

Q14

(Total 4 marks)

15. Hajra counted the numbers of sweets in 20 packets.
The table shows information about her results.

Number of sweets	Frequency
46	3
47	6
48	3
49	5
50	2
51	1

(a) What is the mode number of sweets?

.....
(1)

(b) Work out the range of the number of sweets.

.....
(2)

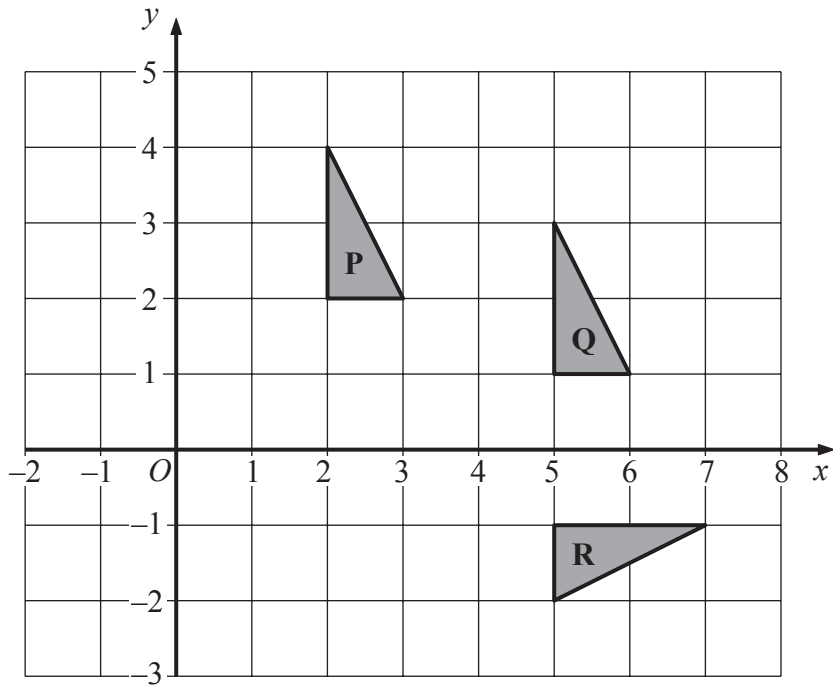
(c) Work out the mean number of sweets in the 20 packets.

.....
(3)

(Total 6 marks)

Q15

16.



(a) Describe fully the single transformation which maps triangle **P** onto triangle **Q**.

.....

 (2)

(b) Describe fully the single transformation which maps triangle **P** onto triangle **R**.

.....

 (3)

(Total 5 marks)

Q16

17. (a) Simplify, leaving your answers in index form,

(i) $7^5 \times 7^3$

.....

(ii) $5^9 \div 5^3$

.....

(2)

(b) Solve $\frac{2^9 \times 2^4}{2^n} = 2^8$

$n =$

(2)

Q17

(Total 4 marks)

18. (a) Expand and simplify $3(4x - 5) - 4(2x + 1)$

.....

(2)

(b) Expand and simplify $(y + 8)(y + 3)$

.....

(2)

(c) Expand $p(5p^2 + 4)$

.....

(2)

Q18

(Total 6 marks)

19. A tunnel is 38.5 km long.

- (a) A train travels the 38.5 km in 21 minutes.

Work out the average speed of the train.
Give your answer in km/h.

..... km/h
(3)

- (b) To make the tunnel, a cylindrical hole 38.5 km long was drilled.
The radius of the cylindrical hole was 4.19 m.

Work out the volume of earth, in m^3 , which was removed to make the hole.
Give your answer correct to 3 significant figures.

..... m^3
(3)

(Total 6 marks)

Q19

TOTAL FOR PAPER: 100 MARKS

END

BLANK PAGE

BLANK PAGE

Further copies of this publication are available from:

Edexcel Publications
Adamsway
Mansfield
Nottingham
NG18 4FN

Tel: 01623 467467

Fax: 01623 450481

Email: Publication.orders@edexcel.com

Publication.orders@edexcel.com

For more information on Edexcel and BTEC qualifications
please visit our website: www.edexcel.com

Pearson Education Limited. Registered in England and
Wales No. 872828
Registered Office: Edinburgh Gate, Harlow, Essex CM20 2JE
VAT Reg No GB 278 537121